telergon
gorlan



F1 Series
DC Switch-Disconnectors

www.telergon.com

gorlan

PRODUCT BENEFITS

- Lockable at OFF position
- IEC/EN60947.3 and AS 60947.3
- IP66 (PM, DC, EA, EP)
- Ith: 40A
- Ith (enclosed): 32A (no de-rating up to 70ºC)
- *2 Handle: Direct lockable (1), External lockable black (3), External lockable red-yellow (4), 48x48 black lockable (6), 48x48 red-yellow lockable (7).
- *3 Mounting Type: DIN-Rail Mounting (DB), Panel Mounting (PM), Door Interlock (DC), Plastic enclosure (EP), Aluminum enclosure (EA).



CODIFICATION

1	2	3	4	5	6	7	8	9	10	11	12
F	1	-	0	0	3	2	2	P	1	D	C

- 1 2 3: Series
- 4 5 6 7: Amperes
- 8 9: Poles*1
- 10: Handle
- 11 12: Mounting Type*2

MOUNTING TYPE*2

DIN Rail	Panel Mounting	Door Interlock	Plastic	Aluminium
D B	P M	D C	E P	E A











TECHNICAL DATA

Data according to IEC/EN60947-3:AS60947.3, GB/T14048.3. Utilization category DC-PV1/DC-PV2.

Main Parameters			
Rated insulation voltage	Ui	V	1500
Rated thermal current	Ith	A	40
Rated impulse withstand voltage	Uimp	V	8000
Rated short-time making capacity	Icw	A	1 kA, 1 S
Maximum cable cross sections (incl. jumper)			
Rigid		mm^2	4-16
Flexible		mm^2	4-10
Flexible (+multicore cable end)		mm^2	4-10
Torque			
Tightening torque terminal screws M4.		Nm	1.2 - 1.8
General parameters			
Number of operating cycles with load	Cycles		3000
Number of operating cycles without load	Cycles		10000
Number of DC poles			2 or 4
Operation temperature		ºC	-40 to +85 ºC
Storage termperature		ºC	-40 to +85 ºC
Pollution degree			3
Overvoltage category			III
IP rating (PM, DC, EA, EP)			IP66
Main Contacts			
Rated thermal current	Ith		40 A
Rated insulation voltage	Ui		1500 V
Distance of contacts (per pole)			8 mm

Rated operational current Ie (DC-PV1 / DC-PV2)		DC-PV1	DC-PV2
2P (1string), 4P (2P+2P - 2 strings)*1 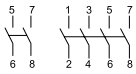	300V	32A	32 A
	600V	32A	32 A
	800 V	32A	16 A
	1000V	16A	9 A
	1200V	13A	9 A
	1500V	6A	2A
4P (1 string) *1 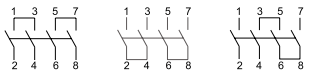	300V	40A	32 A
	600V	40A	32 A
	800V	40A	32 A
	1000V	40A	32 A
	1200V	32A	32 A
	1500V	32A	18A

*1 see poles and switching configurations table

POLES AND SWITCHING CONFIGURATIONS*1

Type	2P	4P	4B	4T	4S	BB
Contacts Wiring graph		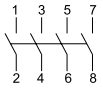	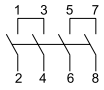	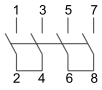	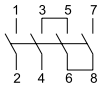	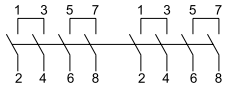
Schematic diagram	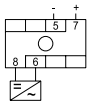	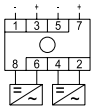	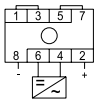	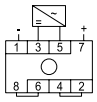	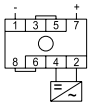	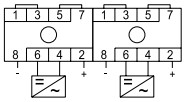

DIN-RAIL MOUNTING (DB)





Poles	Code	Code
2P	F1-00322P1DB	
4P	F1-00324P1DB	
4B	F1-00324B1DB	DF1CUA1
4T	F1-00324T1DB	
4S	F1-00324S1DB	

PANEL MOUNTING (PM)





Poles	Code	Code	Code	Code	Code
2P	F1-00322P4PM	F1-00322P3PM	F1-00322P7PM	F1-00322P6PM	
4P	F1-00324P4PM	F1-00324P3PM	F1-00324P7PM	F1-00324P6PM	
4B	F1-00324B4PM	F1-00324B3PM	F1-00324B7PM	F1-00324B6PM	DF1CUA1
4T	F1-00324T4PM	F1-00324T3PM	F1-00324T7PM	F1-00324T6PM	
4S	F1-00324S4PM	F1-00324S3PM	F1-00324S7PM	F1-00324S6PM	

DOOR INTERLOCK (DC)





Poles	Code	Code	Code	Code	Code
2P	F1-00322P4DC	F1-00322P3DC	F1-00322P7DC	F1-00322P6DC	
4P	F1-00324P4DC	F1-00324P3DC	F1-00324P7DC	F1-00324P6DC	
4B	F1-00324B4DC	F1-00324B3DC	F1-00324B7DC	F1-00324B6DC	DF1CUA1
4T	F1-00324T4DC	F1-00324T3DC	F1-00324T7DC	F1-0 0324T6DC	
4S	F1-00324S4DC	F1-00324S3DC	F1-00324S7DC	F1-00324S6DC	

MULTI-POLE & CHANGEOVERS (DB, DC & PM)





Poles	Current	Code	Code	Code	Code
8P	DC	F1-0032BB1DB	F1-0032BB6DC	F1-0032BB6PM	
4P	DC/DC	F1L00324B1DB	F1L00324B6DC	F1L00324B6PM	DF1CUA1
	AC/DC	F1L00324B1DBPA4*[1]	-	-	

*[1] 400 Vac - 45A - AC21A

ENCLOSED SOLUTIONS






	Plastic		Aluminium	
Poles	Code	Code	Code	Code
2P	F1-00322P3EP	F1-00322P4EP	F1-00322P3EA	F1-00322P4EA
4P	F1-00324P3EP	F1-00324P4EP	F1-00324P3EA	F1-00324P4EA
4B	F1-00324B3EP	F1-00324B4EP	F1-00324B3EA	F1-00324B4EA
4T	F1-00324T3EP	F1-00324T4EP	F1-00324T3EA	F1-00324T4EA
4S	F1-00324S3EP	F1-00324S4EP	F1-00324S3EA	F1-00324S4EA

DIMENSIONS

PLASTIC & ALUMINIUM ENCLOSED



Plastic

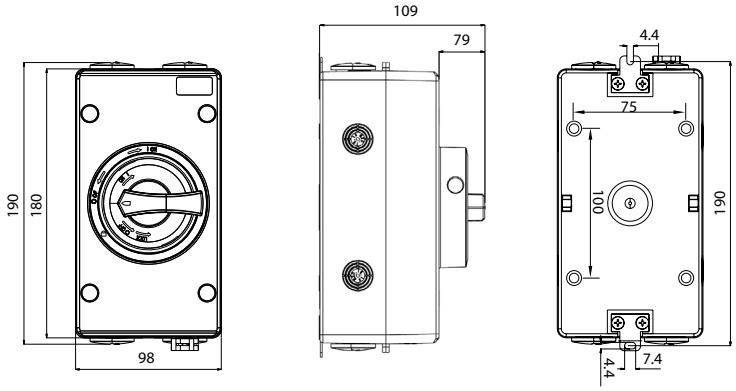



Aluminium

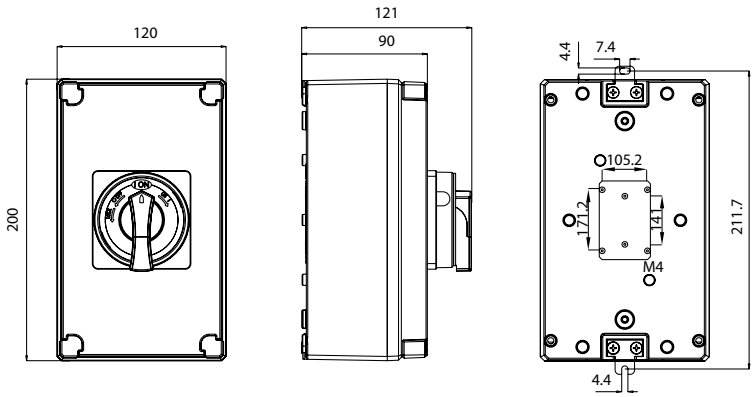

DIMENSIONS

DIN MOUNTING (DB)



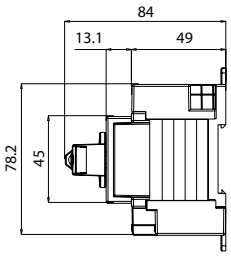

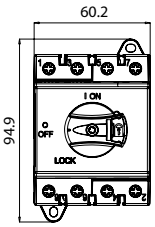

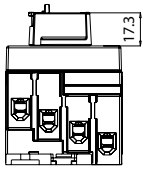

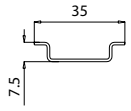

Switch bottom guide rail installation size

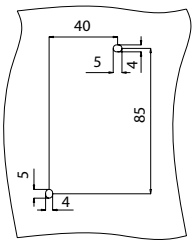

Screw installation size



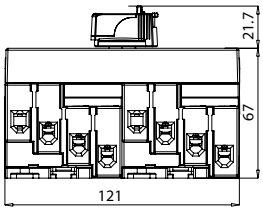

Multi-pole

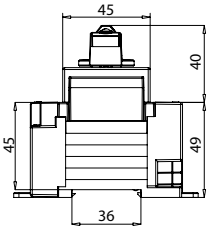

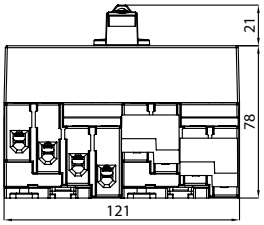

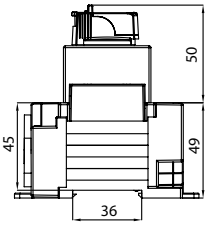

Changeover

PANEL MOUNTING (PM)



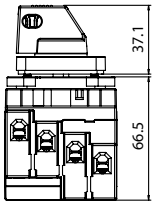

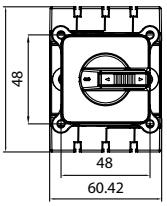

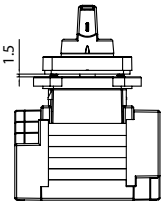

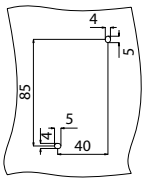

Screw installation size

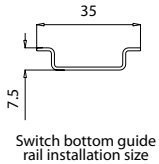

Switch bottom guide rail installation size



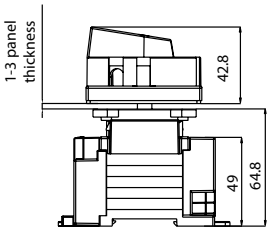

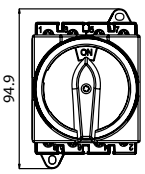

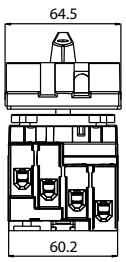

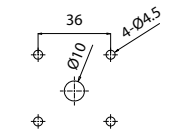

Head panel installation size



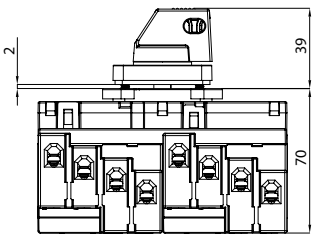

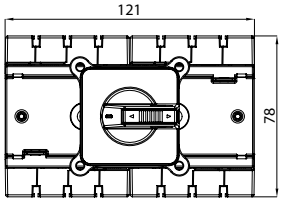

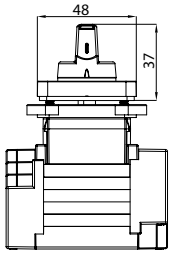

DIMENSIONS

DOOR INTERLOCK (DC)



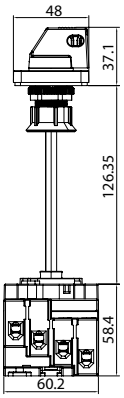

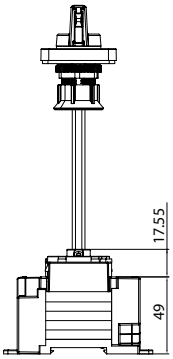

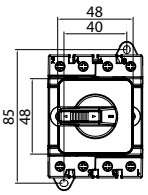

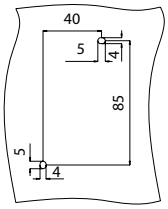

Screw installation size



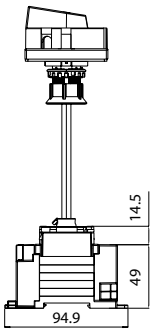

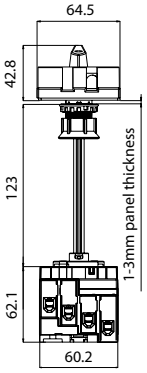

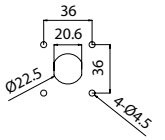

Head panel installation size

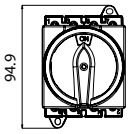

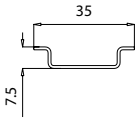

Switch bottom guide rail installation size



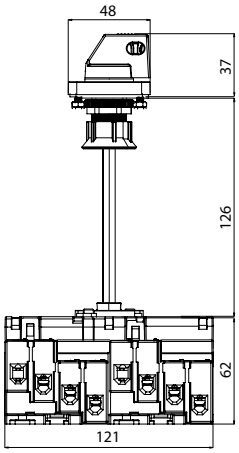

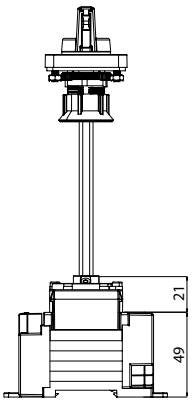



Telergon, SAU
Ctra. Castellón – Pol. La Cartuja
50720 La Cartuja Baja
Zaragoza, Spain

Tel. +34 976 500 876
info@telergon.com
www.telergon.com

TDM-F1-ENG-052026