

telergon
gorlan



Solutions for Industrial Applications

www.telergon.com



gorlan

Who we are



As the **Switch Specialist**, we design and manufacture **low voltage switchgear solutions**. We anticipate our customers' needs and offer electromechanical products for industrial applications, utilities, railway and green energy sector.

Telergon is an **innovative, customer orientated firm** and we are strongly committed to R&D as a tool to boost the future of the industry. Due to this attitude, the company offers a wide range of **standard products** but also the possibility to customize them according to special requirements.

Our knowledge, acquired through an **experience of more than 65 years**, together with the involvement of its **highly qualified professionals**, has allowed Telergon to **be present in more than 100 countries**, always providing the best service and working under the strictest **quality** standards.



telergon
g o r l a n

The switch specialist

Manufacturers since 1953

Tel.: (+34) 976 50 08 76

info@telergon.com

www.telergon.com

AC Switch fuses

series
M3

series
M21

Switch fuses with high operating load capacity and a high level disconnection insulation; high reliability and safety in abnormal situations, available in two construction models, with a wide range of currents, fusible types and various accessories.

series
M3



NEW

The M3 Series from Telergon is a new fully modular range of switch-disconnectors with fuses. Available up to 250 A and in 2P, 3P, 3P+N versions, along with the addition of a detachable neutral version.

Compatible with a wide range of accessories: handles, auxiliary contacts, terminal shrouds...)

series
M21



3P & 3P+N.

From 400A up to 800A.

Compact model.

Fuse-links: NH/DIN, BS.

Fuse cover interlock in the ON position.

Different handles depend on the installation mode.



Models for different kind of fuses up to 250A



Safety & simplicity



Modular, compact & versatile design



Most demanding standards & quality tests



Easy to install & maintain



New direct handle with "push off to detach" system

series
CIF22



IP65

Metal enclosed fusible switch.

External padlockable handle with locking door in ON I position.

Removing door blocked by padlock when handle is in 0 OFF position.

Cam switches

Cam switches available in different construction models over a wide current range with a large variety of accessories.

series
T



From 12A up to 1200A (under request).
1P up to 12P.
Four sizes available: 0, 1, 2, 3
Supplied with IP20 removable terminals protection (except T175).
Wide range of devices and accessories.

series
TB



From 20A up to 32A.
1P up to 12P.
Side access to all terminal screws (up and down).
Two different bodies depending on mounting type: door or base mounting.
Wide range of devices and accessories.

series
TF



From 12A up to 32A.
1P up to 12P.
Square body, smooth sides, axial access to terminal screws.
Two different bodies depending on mounting type: door or base mounting.
Wide range of devices and accessories.

series
TP



Available for 12A.
1P up to 12P.
Reduce-sized body.
Door mounting only.
Wide range of devices and accessories.

series | type
TIP



Cam switch in plastic enclosure for gland entry.
From 12 up to 40 A.
Padlockable handle under request.

series | type
T-TFIR



Cam switch in plastic enclosure for gland entry.
From 25 up to 100 A.
Padlockable handle under request.

series | type
T-TBIA-C



Cam switch in metal enclosure of cast aluminium.
From 12 up to 63 A.
In sheet steel enclosure from 100 A upwards.
Gland entry.
Several enclosure sizes.
Padlockable handle under request.

Customized solutions




From 10A up to 1200A.
Any electrical programme can be executed.
Up to 36 positions and 72 contacts.
Reversing, selector, ammeter, voltmeter...

AC Modular switch - disconnectors and changeover switches

Modular switch – disconnectors and changeover switches of reduced size, available in different fixation types with a wide range of currents and a variety of accessories.

series
ZBK O-I




3P or 3P+N.
From 10A up to 125A.
Door mounting fixing by screws.
Two sizes of padlockable handles.
Auxiliary terminals and other accessories.

From 3P (20A-125A) up to 8P (25A-80A).
Base mounting fixing by screws or DIN rail and handle $\varnothing 22$.
Two sizes of padlockable handles.
Shaft extension depthadjustable.

From 3P (20A-125A) up to 8P (25A-80A).
Base mounting fixing by screws or DIN rail.
Direct handle (modular) with lock.
Auxiliary terminals and other accessories.

series
ZBK I-O-II



Switches from 3P up to 8P or changeovers.
Modular switch in plastic enclosure (sealable).
Padlockable handles.

3P+N. From 20A up to 63A.
Base mounting fixing by screws or DIN rail.
Direct handle (modular) with lock.
Supplied with bridging links included.
Auxiliary terminals and other accessories.

AC Switch - disconnectors

Switch - disconnectors with high operating load capacity and a high level disconnection insulation; high reliability and safety in abnormal situations, available in different construction models, with a wide range of currents and several accessories.

series
S5IS5MIS5N

series
S6IS6N

series
CIS

series
S5



3P & 3P+N.
From 40A up to 6300A.
Wide range of currents.
Switching under load up to 800 Vac (inductive and capacitive).
Breaking current up to 8 times the operational current.
Able to establish and withstand short-circuit currents up to 100kA.
External or direct handles.

series
S5M



6P & 8P.
From 125A up to 1000A.
Back to back with operating mechanism in side, arrangement to increase the number of available contacts.
Base mounting with screws.
External or direct handles.

series
S5N



6P & 8P.
From 125A up to 2000A.
Back to back with operating mechanism in front, arrangement to increase the number of available contacts.
Base mounting with screws.
External or direct handles.

series
S6



2P, 3P & 3P+N.
From 200A up to 800A.
Molded case adjusted to the number of poles.
Base mounting with screws.
External or direct handles.
Wide range of devices and accessories.

series
S6N



6P & 8P.
Available from 250A.
Back to back with operating mechanism in front, arrangement to increase the number of available contacts.
Base mounting with screws.
External or direct handles.


series
CIS25D



IP65

S5 polyester enclosed switch.
External padlockable handle with locking cover in ON I position.
Removing cover blocked by padlock when handle is in 0 OFF position.

series
CIS25C



IP65

S5 metal enclosed switch.
External padlockable handle with locking door in ON I position.
Door opening blocked by padlock when handle is in 0 OFF position.

series
CIS25A



IP43

IP65

S5 polyester enclosed switch and fuse holders.
External padlockable handle with locking cover in ON I position.
Removing cover blocked by padlock when handle is in 0 OFF position.

series
CIS25F



IP65

S5 metal enclosed switch and fuse holders.
External padlockable handle with locking door in ON I position.
Door opening blocked by padlock when handle is in 0 OFF position.

series
CCFICCPIS5FIS5LIS5B

series
CEC

AC Changeover switches

Changeover switches with high operating load capacity and a high level disconnection insulation; high reliability and safety in abnormal situations, available in different construction models, with a wide range of currents, motorized units and various accessories.

series
CCF



From 200A up to 1250A.
Compact model.
Visible cut-off.
Common output from the front.
Wide range of currents.
Base mounting by screws.
External or direct handle.

series
CCP



From 200A up to 1250A.
Compact model.
Visible cut-off.
Common output from the rear.
Wide range of currents.
Base mounting by screws.
External or direct handle.

series
S5F



3P & 3P+N.
From 125A up to 200A and from 1600A up to 3150A.
Back to back or line arrangement.
Base mounting by screws.
External or direct handle.

series
S5B



By-pass

3P & 3P+N.
By-pass changeover.
From 125A up to 2000A.
Back to back or line arrangement.
Overlapped contacts I + II available under request.
Base mounting by screws.

series
CEC



3P & 3P+N.
From 63A up to 125A.
Compact efficient changeover switches.
Modular and reduced size.
Common output from the up.
Flexible mounting.
Innovative single mechanism for COS function.
Lower energy losses.

series
CTR2



IP65

From 63A up to 3150A.
Manual changeover switch in metallic enclosure.
External padlockable handle with locking door in ON I - ON II positions.
Protection rating IP55-IP65.

series
CTRC




IP55

IP66

Motorized changeover switch in metallic enclosure.
Outdoor lights position indicators (mains - 0 - generator).
Power connections on the bottom for direct access.
Power part protected against accidental contact.
Physical separation between power and control parts.
Including manual handle (for emergency operation or maintenance).

series
CTRC



IP66

Motorized changeover switch in metallic enclosure with automatic transfer switch for the generator control with automated switching Main - Gen management.
Configurable through software programming.
Power part protected against accidental contact.
Including manual handle (for emergency operation or maintenance).

