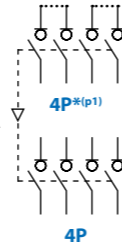









Changeover AC | DC & DC | DC




Testing and approvals:    

► S5F AC/DC SERIES | CHANGEOVER SWITCHES BASE MOUNTING | 4P + 4P | 160A-500A

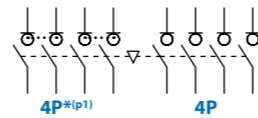






4P + 4P	Rated operational voltage		Size	Connection	4P + 4P ^{*(p1)}	Manual handle 		UM-C Motorized unit kit (I - O - II)
	DC	AC				External ^{*(1)}	Direct	
	DC21B	Amp						
	50 A/800V	160	0		S5F01604PS0PA4	D5LLA01	D5LSI01	UM-C0A230Z
	160 A/1000V	200	1		S5F02004PR0PA4	D5LLA11	D5LLI12	UM-C15230Z
	250 A/1000V	315			S5F03154PR0PA4	D5LLA11	D5LLI12	UM-C15230Z
	400 A/1000V	400			S5F04004PC0PA4	D5LLA11	D5LLI12	UM-C15230Z
	500 A/1000V	630	2		S5F06304PR0PA4	D5LLA21	D5LLI22	UM-C25230M

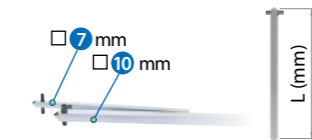




Size	Shaft extensions ^{*(2)}			Auxiliary contacts ^{*(3)}		Bridging links ^{*(p1)}	
	□	Type 1 & 2		1NO+1NC	2NO+2NC	Connection	2 units
		L	Code ^{*(e1)}	Code	Code	Code	Code
0	7	250	DS-EP04	DS-AU11	DS-AU12		DS-PI01
1	10	375	DS-EP14	DS-AU11	DS-AU12		DS-PI11
2	14	345	DS-EP23	DS-AU11	DS-AU12		DS-PI14

► S5L AC/DC SERIES | CHANGEOVER SWITCHES BASE MOUNTING | 4P + 4P | 160A-315A




4P + 4P	Rated operational voltage		Size	Connection	4P + 4P ^{*(p1)}	Manual handle 	
	DC	AC				External ^{*(1)}	Direct
	DC21B	Amp					
	50 A/800V	160	0		S5L01604PB0PA4	D5LLA01	D5LSI01
	160 A/1000V	200	1		S5L02004PR0PA4	D5LLA11	D5LLI12
	250 A/1000V	315			S5L03154PR0PA4	D5LLA11	D5LLI12



Size	Shaft extensions ^{*(2)}			Auxiliary contacts ^{*(3)}		Bridging links ^{*(p1)}	
	□	Type 1 & 2		1NO+1NC	2NO+2NC	Connection	2 units
		L	Code ^{*(e1)}	Code	Code	Code	Code
0	7	250	DS-EP04	D5LAU01	D5LAU02		DS-PI05
1	10	375	DS-EP14	D5LAU01	D5LAU02		DS-PI11

► ZFC AC/DC SERIES | COMPACT CHANGEOVER SWITCHES | 45A



4P + 4P	Rated operational voltage		Size	Connection	Code
	DC	AC			
	DC21B	Amp			
	38 A/1000V	45	00		ZFC38SMAH1NU4DC

^{*(1)} Padlockable handle in OFF 0 position. Possibility of unlocking the door in ON I position (with the use of a tool). Door interlocked by a padlock in OFF 0 position.

^{*(2)} A standard shaft is included with the external handle.




According to:
IEC 60947-3 | RoHS

► DC | DC CHANGEOVER SWITCHES

- DC | DC** - 1000Vdc | S5F 160A up to 500A.
- 1000Vdc | S5L 160A up to 250A.
- 1500Vdc | 250A up to 315A.
- 4P+4P.
- For customization and other amperages, please consult.

^{*(3)} For use as signaling and control contacts. In closing operation, they switch after the main contacts. In opening operation, they switch before the main contacts. I_e= 16 (4) A (250 V).

^{*(p1)} In order to comply with the operation and electrical features, the bridging links must be assembled to the switch.

 Please indicate in your order the switch code and the handle code, as these both products are managed separately.